

TEACHING NOTES: - Cut out these letter groups and make words with the initial blend;  
- Say each new word several times;  
- Find the correct word shape on page 2 and write the letters in the boxes.

\_\_\_\_\_ an

\_\_\_\_\_ een

\_\_\_\_\_ ain

\_\_\_\_\_ ass

gr

\_\_\_\_\_ eat

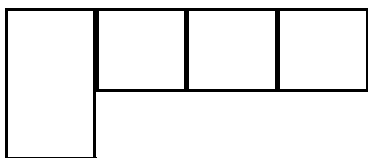
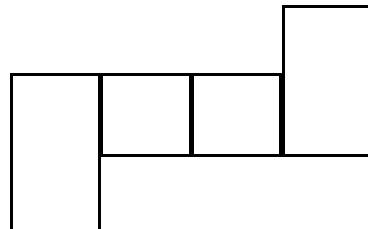
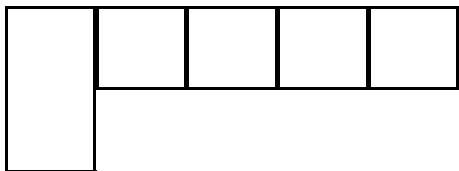
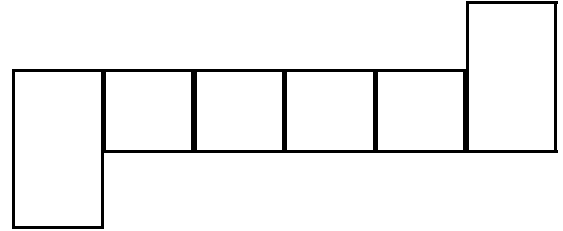
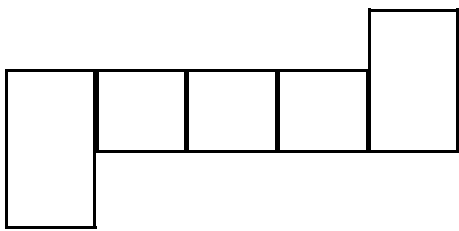
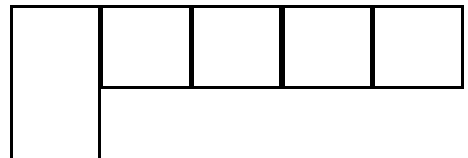
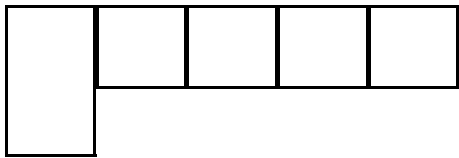
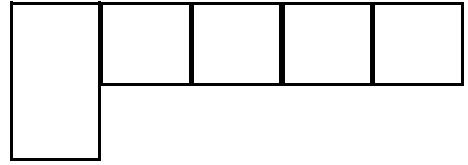
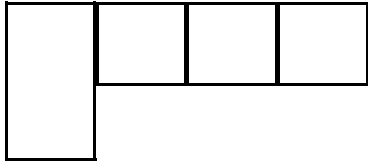
\_\_\_\_\_ ound

\_\_\_\_\_ oan

\_\_\_\_\_ ab

\_\_\_\_\_ ow

\_\_\_\_\_ in



TEACHING NOTES: - On pages 3 and 4 are the new words for this blend;  
- Trace over each new word before copying it out, saying the word each time it is written.

gran

\_\_\_\_\_

green

\_\_\_\_\_

grain

\_\_\_\_\_

grass

\_\_\_\_\_

great

\_\_\_\_\_

ground

\_\_\_\_\_

\_\_\_\_\_

groan

\_\_\_\_\_

\_\_\_\_\_

grab

\_\_\_\_\_

\_\_\_\_\_

grow

\_\_\_\_\_

\_\_\_\_\_

grin

\_\_\_\_\_

\_\_\_\_\_

TEACHING NOTES: - Adult read each sentence, pause at the new word for the child to read;  
- Ask the child to read the sentence, the adult say any word they don't know;  
- Repeat enough times so that the child can read each sentence accurately, probably from memory but they will gain in confidence from 'reading'.  
- As an extension activity you could cut out the sentences and ask the child to put the words back into the correct order, and then write the sentence out.

1. I like to visit my gran.
2. The leaves on the trees are green.
3. I had a grain of sand in my eye.
4. Let's play football on the grass.
5. That was a great party you had yesterday.
6. The ground was too muddy for the horses.
7. There was a strange groan coming from the loft ! Was it a ghost ???
8. Don't grab the hot pan on the cooker.
9. I like to grow my own vegetables.
10. Ella had a big grin at her birthday party.